

Communication Markets Division

3M™ No Polish Jacketed SC/APC Connector

For use with 1.6 to 3.0 mm Jacketed Cable

3M™ No Polish SC/APC Connector enables fast, on-site termination of 1.6 mm to 3.0 mm jacketed cable and 1.6 × 2 mm and 2 × 3 mm drop cables.

The connector consists of a factory-polished fiber/ferrule assembly and a mechanical splice that can be terminated without an assembly tool. A twist on, hard shell boot clamps onto the cable jacket and aramid fiber to provide excellent strain relief.

The connector can be assembled using a simple cable holder and the 3M™ Fiber Optic Angle Cleaver 2535 to create a keyed, angle cleave splice.

To maximize field termination yield, the splice in the connector can be opened and reused with a cap lifter. The assembly tool for the angle splice connector and cap lifter are included in every box of 60 connectors.

These connectors are tested for premises and FTTP applications for indoor and outdoor locations and are RoHS compliant.*



3M™ No Polish SC/APC Connector Flat and Angle Splice 1.6-3 mm Jacket

Features	Benefits
Field termination	The right cable length with virtually no cable slack to store
Multiple cable configurations	One connector for 1.6 to 3.0 mm cable and FRP cable
Simple assembly tool	Fast, easy installation
Keyed, angle cleave splice	Low reflectance, <-60 dB across temperature extremes
Cable jacket & aramid fiber clamps	Excellent pull out strength

Flat Splice Connectors

3M™ No Polish SC/APC Flat Splice Connectors provide excellent performance for digital transmission networks that require a SC/APC termination, such as an Optical Network Terminal that is pre-installed with an SC/APC interface.


SC/APC flat splice connectors provide acceptable analog video performance for indoor applications since the flat splice has a typical reflection of -55 dB for room temperatures.

Angle Splice Connectors

3M No Polish SC/APC keyed, angle splice connectors are specifically designed for analog video transmission with very low optical reflection of <-60 dB across temperature extremes. Based upon 3M laboratory testing, keying of the angle cleaves is important for optical reflection performance.

Assembly Tool for Jacketed Cable

3M™ No Polish Connector Assembly Tool 8865-JT is included in every box of 60 angle splice connectors. Keeps angle cleaves aligned during installation process.



Flat Cleave Splice

Uses standard fiber cleaver for field termination



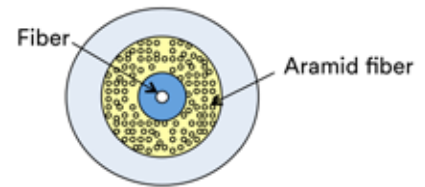
Field, Angle Cleave Keyed to Fiber Stub



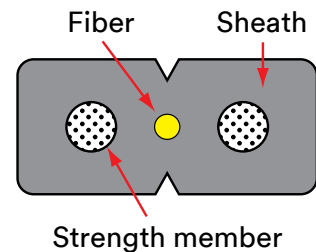
Factory Formed Angle Inside Connector

Keyed, Angle Cleave Splice

Using the 3M™ Fiber Optic Angle Cleaver 2535, a precise angle can be formed on the field fiber end. With the assembly tool, angles of the field fiber and connector fiber are aligned to optimize optical coupling and minimize back reflections.



Cross-sectional view of kink resistant cable (1.6, 2.0, 3.0 mm diameter)



Cross-sectional view of drop cable (1.6 mm x 2.0 mm, 2.0 mm x 3.0 mm)

3M™ No Polish Jacketed SC/APC Connector Specifications

	Singlemode 8802-T/APC/AS/1.6-3	Singlemode 8802-T/APC/FS/1.6-3
Insertion Loss (dB) typical	0.3	0.3
Reflectance (dB) typical at room temp	< -65	< -55
Reflectance (dB) over operating temperature range	< -60	< -35
Operating temperature range (°C)	-40°C to 75°C	-40°C to 75°C
Storage temperature (°C)	-40°C to 85°C	-40°C to 85°C
Connector identification	Green/Green	Green/Black
Field termination kit	2565	8865-C or 8865-C/PR

3M™ Fiber Optic Angle Cleave Kit 2565

The 3M™ Fiber Optic Angle Cleave Kit 2565 includes the 3M™ Fiber Optic Angle Cleaver 2535 and all the tools necessary for 8802-T/APC/AS/1.6-3 connector, except for 8865-JT splitter connector, which is included in every box of 60 connectors.

3M™ No Polish Connector Kit 8865-C

The 3M™ No Polish Connector Kit 8865-C includes all the tools necessary for 3M™ No Polish Connector 8802-T/APC/FS/1.6-3



Ordering Information - 3M™ No Polish Jacketed SC/APC Connectors

Product Number	Product Descriptions	Packaging	3M ID
8802-T/APC/AS/1.6-3	No Polish SC/APC Connector Angle Splice 1.6-3 mm Jacket	60/package	80-6113-3505-2
8802-T/APC/FS/1.6-3	No Polish SC/APC Connector Flat Splice 1.6-3 mm Jacket	60/package	80-6113-3509-4
2535	Fiber Optic Angle Cleaver	1/package	80-6113-2423-9
2565	Fiber Optic Angle Cleave Kit	1/package	80-6113-2508-7
8865-C	No Polish Connector Preparation Kit with Cleaver	1/package	80-6113-2379-3
8865-C/PR	No Polish Connector Premium Kit with Cleaver	1/package	80-6113-8783-0
8865	No Polish Connector without Cleaver	1/package	80-6113-2378-5
8865/PR	No Polish Premium Kit without Cleaver	1/package	80-6114-8296-1
8865-JT	No Polish SC Connector Jacket Assembly Tool	1/package	80-6113-3969-0
8865-CL	No Polish Connector Cap Lifter Tool	25/package	80-6113-8065-2
8802-T/APC/FS/1.6-3/C	SM No Polish SC/APC Connector 1.6-3.0 mm Jacket flat splice with 3M™ Easy Cleaver	120/box	80-6114-8226-8

3M™ No Polish Connector Premium Kit 8865-C/PR

The No Polish Connector Premium Kit with 3M™ Cleaver 8865-C/PR has all the tools of the regular 3M™ No Polish Connector Kit 8865-C but in a larger case that can be hung by a hook, along with a work surface, shard container, tweezers, and lint-free wipes.



3M™ Easy Cleaver is conveniently included in select packages of 3M™ No Polish SC/APC Jacketed Connectors



RoHS 2011/65/EU means that the product or part does not contain any of the substances in excess of the maximum concentration values (“MCVs”) in EU RoHS Directive 2011/65/EU. The MCVs are by weight in homogeneous materials. This information represents 3M’s knowledge and belief, which may be based in whole or in part on information provided by third party suppliers to 3M.

3M is a trademark of 3M Company.

Important Notice

All statements, technical information, and recommendations related to 3M’s products are based on information believed to be reliable, but the accuracy or completeness is not guaranteed. Before using this product, you must evaluate it and determine if it is suitable for your intended application. You assume all risks and liability associated with such use. Any statements related to the product which are not contained in 3M’s current publications, or any contrary statements contained on your purchase order shall have no force or effect unless expressly agreed upon, in writing, by an authorized officer of 3M.

Warranty; Limited Remedy; Limited Liability.

This product will be free from defects in material and manufacture for a period of 12 months from the time of purchase. **3M MAKES NO OTHER WARRANTIES INCLUDING, BUT NOT LIMITED TO, ANY IMPLIED WARRANTY OF MERCHANTABILITY OR FITNESS FOR A PARTICULAR PURPOSE.** If this product is defective within the warranty period stated above, your exclusive remedy shall be, at 3M’s option, to replace or repair the 3M product or refund the purchase price of the 3M product. Except where prohibited by law, 3M will not be liable for any loss or damage arising from this 3M product, whether direct, indirect, special, incidental or consequential regardless of the legal theory asserted.



Communication Markets Division

6801 River Place Blvd.
Austin, TX 78726-9000 USA

Phone 1-800-426-8688
Fax 1-800-626-0329
Web 3M.com/Telecom

Please recycle. Printed in USA © 3M 2015.
All rights reserved. 80-6114-9879-3

Communication Markets Division

3M™ Easy Cleaver

Available in select packages of 3M connectors and splices

The 3M™ Easy Cleaver is the latest cutting edge innovation from 3M. Unlike other fiber cleavers, which can cost hundreds or even thousands of dollars up-front, the 3M Easy Cleaver is conveniently included* with select packages of 3M™ No Polish Connectors, 3M™ Crimplok™+ Connectors and 3M™ Fibrok™ II Splices.

Compared to many other blade-enabled fiber cleaving tools, the 3M Easy Cleaver requires virtually no maintenance because of its diamond wire cleaving mechanism. The 3M Easy Cleaver is capable of repeatedly creating smooth end faces and is designed to perform approximately 120 cleaves per tool. A handy counter helps track the number of cleaves performed.

*3M Easy Cleaver is included in select packages of 3M connectors and splices for a nominal increase in price. Use of the 3M Easy Cleaver with other manufacturers' connectors is not recommended and may void the warranty.



3M™ Easy Cleaver

Features	Benefits
Life cycle counter	Conveniently helps users to keep track of cleaver life
Diamond wire shuttle	Virtually no maintenance or blade rotation required, which can help reduce downtime
Innovative fiber clamp design	Provides precise and repeatable cleaves
Strip and cleave length markings	Clear indication of specified strip lengths for 3M connector and splice installations
Lightweight and durable	Suitable for both indoor and outdoor work environments

3M™ Easy Cleaver

Specifications

Feature	
Dimensions	133 × 68 × 29.5 mm (5.24 × 2.68 × 1.16 in) approx.
Weight	62 gm (2.2 oz) approx.
Compatible fibers	
Buffered	250 μm / 900 μm tight buffer
Jacketed Cable	Up to 3 mm
Drop Cable	1.6 × 2 mm and 2 × 3 mm FRP
Cleave angle	Typically less than 3°
Cleave lengths	8 - 24 mm (Specific cleave length markings are 8, 10, 12.5, 19, 20 and 24 mm)
Strip lengths	42 - 58 mm
Cleaver life	Approximately 120 cleaves*
Performance	Flat cleave: 3M field-installable connectors and splices perform to their individual specifications when terminated with the 3M™ Easy Cleaver if Easy Cleaver is used per 3M instructions.

*Once 120 cleaves are performed, properly dispose of the cleaver per company practice.

Cleave Length Guide


3M Products	Cleave length (mm)	Fiber Strip length (mm)
3M™ No Polish Connectors	8	42
3M™ Fibrlok™ II Splices	12.5	46
3M™ Crimplok™+ 250 μm Connectors	19	52
3M™ Crimplok™+ 900 μm Connectors	24	58



Diamond wire shuttle




Cleave length



Life cycle counter



3M™ Easy Cleaver



Strip length

Ordering Information

Product No.	Description	3M ID	Min. Order Connector	Packaging (connectors per box)	Assembly Tools incl.	Easy Cleaver incl.
3M™ No Polish Connectors						
SC Connector Type						
8800-APC/FS/C	SM No Polish SC/APC Connector flat splice with Easy Cleaver	80-6114-9412-3	120	120	2 sets	1 unit
8800/C	SM No Polish SC/UPC Connector with Easy Cleaver	80-6114-9411-5	120	120	2 sets	1 unit
8802-T/1.6-3/C	SM No Polish SC/UPC Connector 1.6-3.0 mm Jacket with Easy Cleaver	80-6114-8225-0	120	120	not needed	1 unit
8802-T/APC/FS/1.6-3/C	SM No Polish SC/APC Connector 1.6-3.0 mm Jacket flat splice with Easy Cleaver	80-6114-8226-8	120	120	not needed	1 unit
6800-50/C_60	MM No Polish SC Connector 50 μm with Easy Cleaver	80-6114-9419-8	60	60	1 set	1 unit
6800-50LOMMF/C_60	MM No Polish SC Connector 50 μm laser optimized with Easy Cleaver	80-6114-9420-6	60	60	1 set	1 unit
6800-62.5/C_60	MM No Polish SC Connector 62.5 μm with Easy Cleaver	80-6114-9421-4	60	60	1 set	1 unit
6802-T/50/1.6-3/C_60	MM No Polish SC/UPC Connector 50 μm 1.6-3.0 mm Jacket with Easy Cleaver	80-6114-9422-2	60	60	not needed	1 unit
6802-T/50LOMMF/1.6-3/C_60	MM No Polish SC/UPC Connector 50 μm LOMMF 1.6-3.0 mm Jacket with Easy Cleaver	80-6114-9423-0	60	60	not needed	1 unit
6802-T/62.5/1.6-3/C_60	MM No Polish SC/UPC Connector 62.5 μm 1.6-3.0 mm Jacket with Easy Cleaver	80-6114-9424-8	60	60	not needed	1 unit
LC Connector Type						
8830-APC/FS/C	SM No Polish LC/APC Connector flat splice with Easy Cleaver	80-6114-9416-4	120	120	2 sets	1 unit
8830/C	SM No Polish LC/UPC Connector with Easy Cleaver	80-6114-9415-6	120	120	2 sets	1 unit
8832-T/1.6-2/C	SM No Polish LC/UPC Connector 1.6-2.0 mm Jacket with Easy Cleaver	80-6114-9417-2	120	120	not needed	1 unit
6830-50/C_60	MM No Polish LC Connector 50 μm with Easy Cleaver	80-6114-9425-5	60	60	1 set	1 unit
6830-50LOMMF/C_60	MM No Polish LC Connector 50 μm laser optimized with Easy Cleaver	80-6114-9426-3	60	60	1 set	1 unit
6830-62.5/C_60	MM No Polish LC Connector 62.5 μm with Easy Cleaver	80-6114-9427-1	60	60	1 set	1 unit
6832-T/50/1.6-2/C_60	MM No Polish LC/UPC Connector 50 μm 1.6-2.0 mm Jacket with Easy Cleaver	80-6114-9428-9	60	60	not needed	1 unit
6832-T/50LOMMF/1.6-2/C_60	MM No Polish LC/UPC Connector 50 μm LOMMF 1.6-2.0 mm Jacket with Easy Cleaver	80-6114-9429-7	60	60	not needed	1 unit
6832-T/62.5/1.6-2/C_60	MM No Polish LC/UPC Connector 62.5 μm 1.6-2.0 mm Jacket with Easy Cleaver	80-6114-9430-5	60	60	not needed	1 unit

Ordering Information (cont.)

Product No.	Description	3M ID	Min. Order Connector	Packaging (connectors per box)	Assembly Tools incl.	Easy Cleaver incl.
ST Connector Type						
8840/C	SM No Polish ST Connector 250/900 µm buffer and Easy Cleaver	80-6114-9418-0	120	120	2 sets	1 unit
6840-50/C_60	MM No Polish ST Connector 50 µm, 250/900 µm buffer and Easy Cleaver	80-6114-9431-3	60	60	1 set	1 unit
6840-50LOMMF/C_60	MM No Polish ST Connector 50 µm LO, 250/900 µm buffer and Easy Cleaver	80-6114-9432-1	60	60	1 set	1 unit
6840-62.5/C_60	MM No Polish ST Connector 62.5 µm, 250/900 µm buffer and Easy Cleaver	80-6114-9433-9	60	60	1 set	1 unit
3M™ Crimplok™ + Connectors						
8700-AT/APC/C	3M Crimplok+ Connector SC/APC SM 250/900 µm and Easy Cleaver	80611622335	120	120	2 sets	1 unit
8700-AT/UPC/C	3M Crimplok+ Connector SC/UPC SM 250/900 µm and Easy Cleaver	80611622343	120	120	2 sets	1 unit
6700-AT/50/C-60	3M Crimplok+ Connector SC MM 50 µm 250/900 µm and Easy Cleaver	80611622400	60	60	1 set	1 unit
6700-AT/62.5/C-60	3M Crimplok+ Connector SC MM 50 µm LOMMF 250/900 µm and Easy Cleaver	80611622418	60	60	1 set	1 unit
6700-AT/50LOMMF/C-60	3M Crimplok+ Connector SC MM 62.5 µm 250/900 µm and Easy Cleaver	80611622426	60	60	1 set	1 unit
3M™ Fibrik™ II Universal Optical Fiber Splice						
2529/C_60	3M Fibrik II Universal Optical Fiber Splice for 250/900 µm fiber with Easy Cleaver	80-6114-9439-6	60	60	none	1 unit

3M, Crimplok and Fibrik are trademarks of 3M Company.

Important Notice

All statements, technical information, and recommendations related to 3M's products are based on information believed to be reliable, but the accuracy or completeness is not guaranteed. Before using this product, you must evaluate it and determine if it is suitable for your intended application. You assume all risks and liability associated with such use. Any statements related to the product which are not contained in 3M's current publications, or any contrary statements contained on your purchase order shall have no force or effect unless expressly agreed upon, in writing, by an authorized officer of 3M.

Warranty; Limited Remedy; Limited Liability.

This product will be free from defects in material and manufacture for a period of 12 months from the time of purchase. **3M MAKES NO OTHER WARRANTIES INCLUDING, BUT NOT LIMITED TO, ANY IMPLIED WARRANTY OF MERCHANTABILITY OR FITNESS FOR A PARTICULAR PURPOSE.** If this product is defective within the warranty period stated above, your exclusive remedy shall be, at 3M's option, to replace or repair the 3M product or refund the purchase price of the 3M product. **Except where prohibited by law, 3M will not be liable for any loss or damage arising from this 3M product, whether indirect, special, incidental or consequential regardless of the legal theory asserted.**



Communication Markets Division

6801 River Place Blvd.
Austin, TX 78726-9000 USA

Phone 1-800-426-8688
Fax 1-800-626-0329
Web 3M.com/Telecom

Please recycle. Printed in USA © 3M 2017.
All rights reserved. 80-6114-9872-8